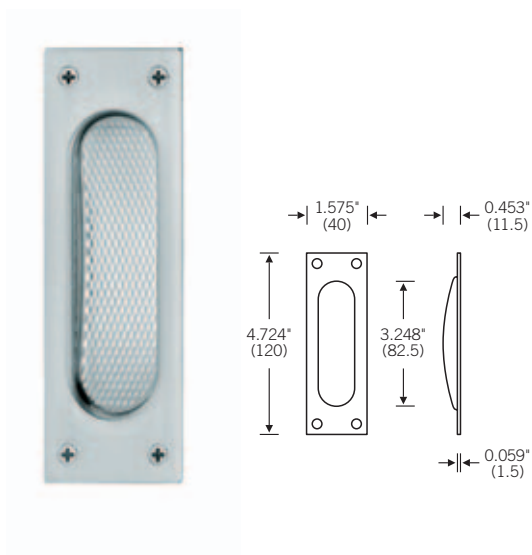


Flush Pulls for Passage Doors

42 4211 

Flush Pull

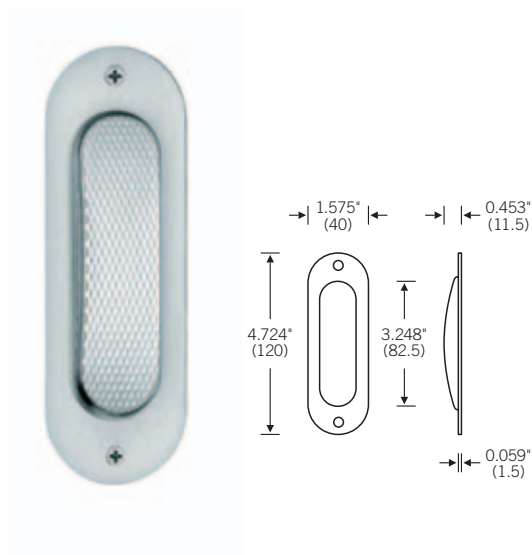
Recess $3\frac{7}{16} \times 1\frac{1}{32} \times \frac{13}{32}$ " (87 × 28 × 10 mm)
Boreholes for 3.0 mm countersunk screws



42 4212 

Flush Pull

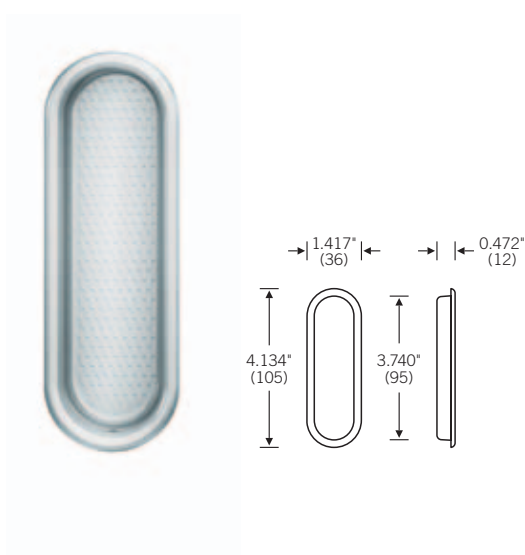
Recess $3\frac{7}{16} \times 1\frac{3}{32} \times \frac{13}{32}$ " (87 × 28 × 10 mm)
Boreholes for 3.0 mm countersunk screws



42 4213 

Flush Pull

Recess $3\frac{13}{16} \times 1\frac{3}{32} \times \frac{13}{32}$ " (97 × 28 × 10 mm)



All details subject to modification